


Donut Maker Buying Guide




Capacity

Capacity refers to the no of donuts that a donut maker can make in a single turn. If you would like to use the donut maker for family gatherings and/or make donuts for gifting purposes to friends and relatives on special occasions, then the donut maker with a larger capacity will be an ideal buy.



Coating


Donut makers with non-stick coated baking dishes are preferred over others due to the ease of cleaning. These are super easy to maintain and last for a really long time.



Cord Length

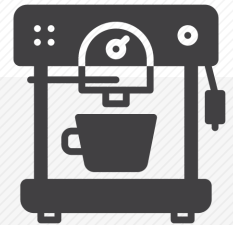
Always invest in a donut maker that has a longer cord length (at least 30 inches) if you do not want to get into the hassles of using an extension cord to supply power to your donut maker.

Indicator Lights



Most donut makers from popular brands are installed with indicator lights for power. A few high-end donut makers also have temperature ready light indicators that let you know when the donut maker is ready for baking.

Size



You must take into consideration the exact dimensions of the donut maker to ensure you will be able to keep it at an appropriate place in your kitchen! If you have a small kitchen, buying a compact design donut maker will definitely be more beneficial.